



Política



Eleições Municipais Resultado do 1º turno

Iana Ferrão
Álvaro Frasson
Luiza Paparounis

Para mais informações, leia o comunicado completo ao final desta apresentação.



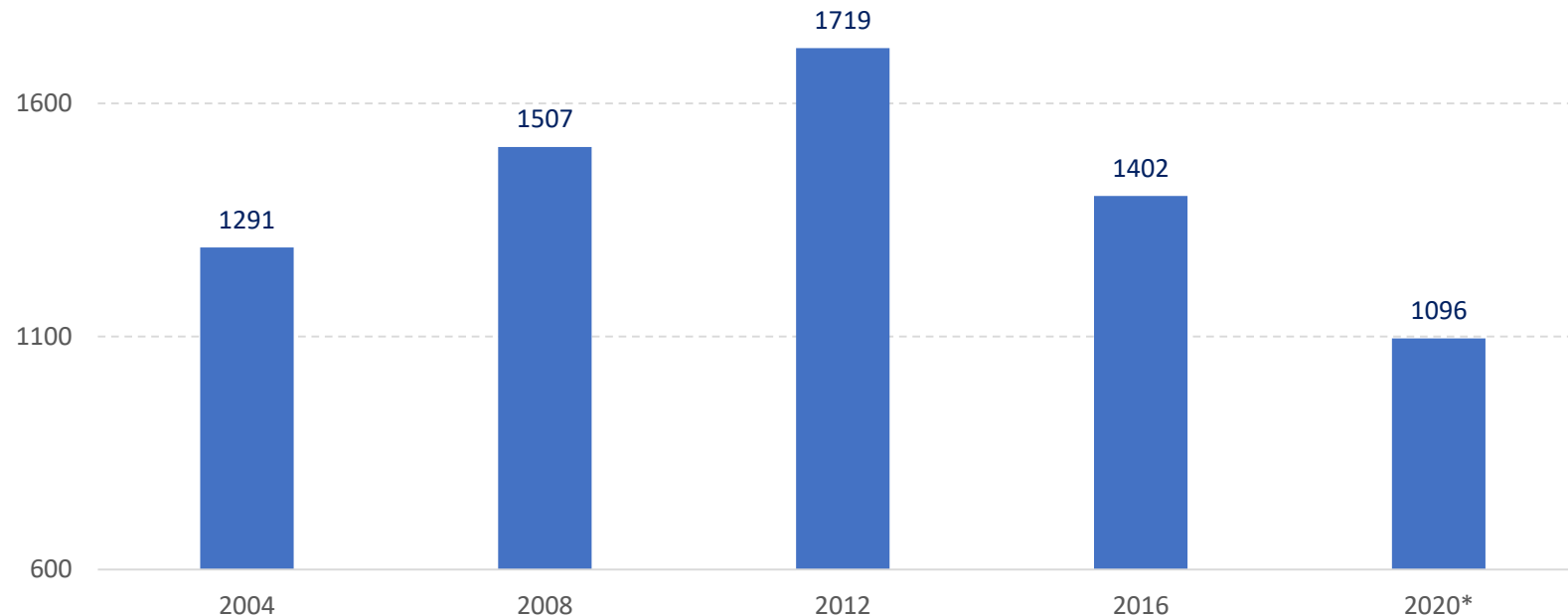
Eleições municipais 2020: Avaliações preliminares após o 1º turno

- **Pulverização partidária.** O primeiro turno das eleições municipais deste ano foi marcado pela pulverização. Os partidos de centro foram os grandes destaques no pleito de 2020. MDB, PP, PSD, PSDB e DEM foram os partidos que obtiveram o maior número de prefeituras em 2020. Dentre esses 5 maiores, DEM, PP e PSD tiveram aumento expressivo de prefeituras, enquanto MDB e PSDB perderam espaço na comparação com o pleito de 2016.
- **Enfraquecimentos dos partidos de esquerda.** Há uma tendência disseminada de redução dos votos para partidos de esquerda ou centro-esquerda nas prefeituras do País desde 2016. Nas eleições deste ano, os partidos desse espectro político novamente perderam espaço tanto nas grandes cidades e capitais do País, quanto nos demais municípios. Dentre os partidos de esquerda, o PT foi o que mais se enfraqueceu.
- **Candidatos da “nova-política” não tiveram bom desempenho.** A onda da nova-política, que foi forte em 2018, retrocedeu neste ano. Candidatos de perfil *outsider* não se destacaram nas capitais e grandes cidades. Em geral, políticos tradicionais e prefeitos em reeleição se sobressaíram.

Redução de partidos de esquerda no comando das prefeituras do País desde 2016

Nas eleições deste ano, os candidatos de esquerda ou centro-esquerda venceram no 1º turno as disputas para as prefeituras em 1096 cidades do País. Mesmo que vencessem em todas as cidades em que disputarão o 2º turno (32 cidades), o número ainda seria muito inferior ao das eleições anteriores (1402 em 2016 e 1719 em 2012).

Prefeituras comandadas por partidos de esquerda ou centro-esquerda



Redução dos partidos de esquerda no comando de grandes cidades do País

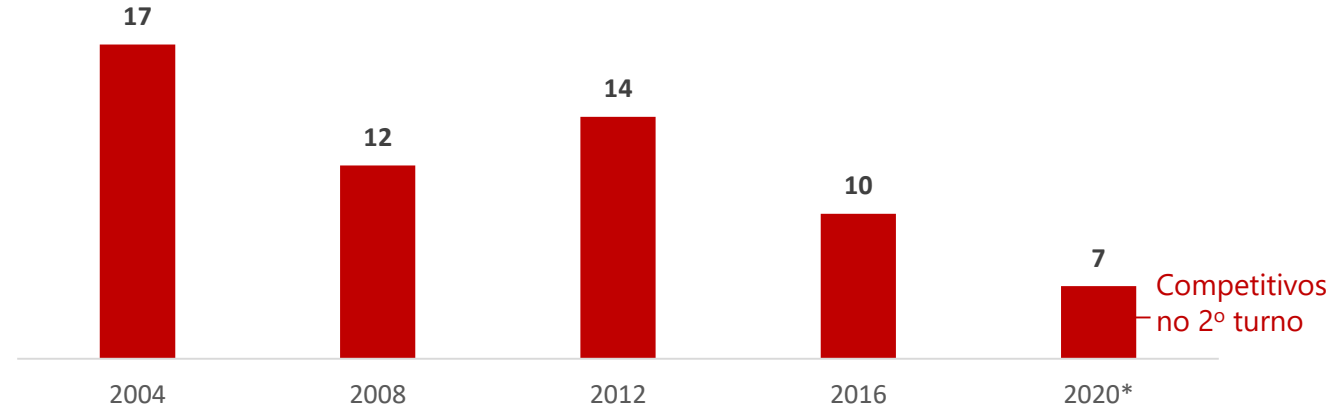
- Há uma tendência de redução dos votos para partidos de esquerda ou centro-esquerda nas prefeituras das grandes cidades e/ou capitais do País desde 2016.
- Nas eleições deste ano, não houve vitória em 1º turno dos candidatos de esquerda ou centro-esquerda. Candidatos com esse perfil ideológico são competitivos¹ no 2º turno apenas em 7 capitais do País. Nas eleições municipais de 2012, os candidatos de esquerda venceram na maior parte das capitais do País (em 14 delas) e em 2016, esse número diminuiu para 10.
- Os candidatos de esquerda ou centro-esquerda venceram em 1º turno em apenas 4 das 96 cidades com mais de 200mil habitantes e/ou capitais. São competitivos no 2º turno em 22 dessas cidades. Mesmo que esses candidatos sejam vitoriosos em todas elas, o número total de eleitos seria inferior ao das últimas eleições (28 em 2016 e 46 em 2012).

¹ Consideramos como competitivos os candidatos: (i) que lideraram o resultado do 1º turno; ou (ii) cuja diferença entre o percentual de votos do 1º colocado e o seu é inferior a 10pp. Assim, nas capitais, desconsideramos São Paulo, onde a diferença entre o 1º colocado e o candidato da esquerda/centro esquerda é de 13pp, Rio Branco (27pp) e Boa Vista (39pp).

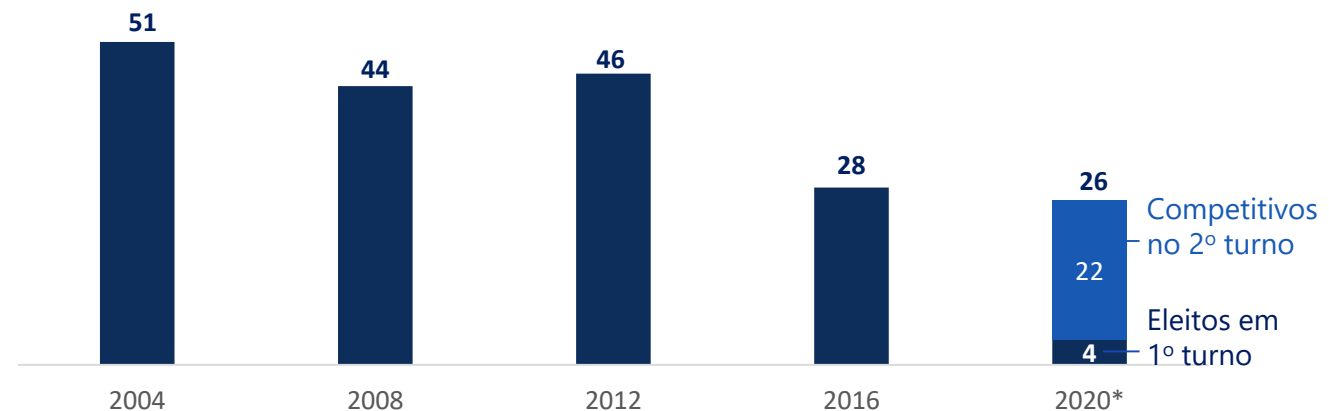
² Grandes cidades: municípios com mais de 200mil habitantes e/ou capitais.

* 2020: candidatos competitivos.

Prefeituras de capitais comandadas por partidos de esquerda ou centro-esquerda

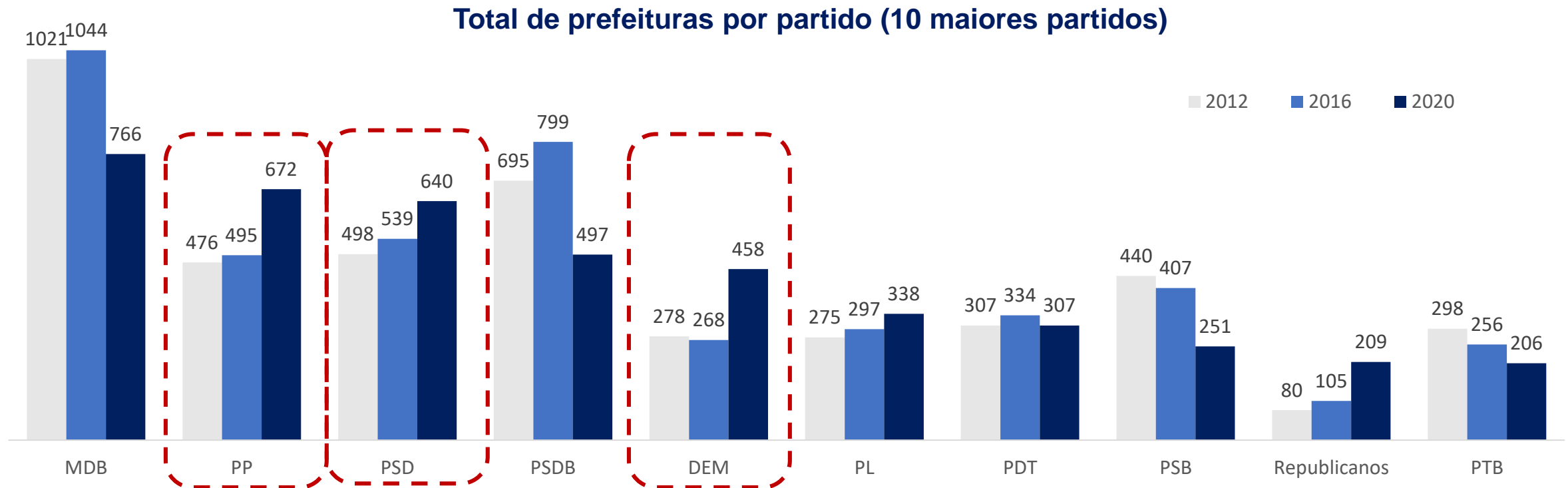


Prefeituras de grandes cidades² comandadas por partidos de esquerda ou centro-esquerda



DEM, PP e PSD foram destaque nas eleições deste ano

MDB, PP, PSD, PSDB e DEM foram os partidos que obtiveram o maior número de prefeituras em 2020. Dentre esses 5 maiores, DEM, PP e PSD tiveram aumento de prefeituras, enquanto MDB e PSDB perderam espaço na comparação com o pleito de 2016. Dentre os 10 maiores, apenas PDT e PSB são da centro-esquerda – ambos perderam espaço no pleito eleitoral deste ano. O PT, pela primeira vez em muitos anos, deixou de integrar a lista dos 10 partidos com maior número de prefeituras no País.



Partidos de Centro também foram destaque nas disputas das grandes cidades e/ou capitais

Desempenho dos partidos nas grandes cidades e/ou capitais¹

Partido	Prefeitos eleitos				Eleitos 1º turno	Disputarão 2º turno
	2004	2008	2012	2016		
PSDB	20	14	19	29	10	13
MDB	10	21	12	14	6	12
PSD	0	0	4	4	5	9
DEM	6	5	5	5	5	8
PP	3	5	4	2	4	5
PL	2	3	2	4	2	2
Podemos	0	0	1	1	1	9
PSB	9	8	12	7	1	10
PDT	9	8	7	4	1	4
SD	0	0	0	1	1	2
PSC	0	0	0	2	1	3
Cidadania	9	0	3	7	1	2
PT	21	25	18	1	0	15
Republicanos	0	1	2	2	0	5
Pros	0	0	0	0	0	2
PTB	3	3	0	2	0	2
Psol	0	0	1	0	0	2
Rede	0	0	0	2	0	1
PSL	0	0	0	0	0	2
DC	1	0	0	0	0	0
Avante	0	0	0	0	0	2
PC do B	1	2	4	1	0	1
PV	2	1	1	4	0	0
PHS	0	0	0	2	0	0
PMB	0	0	0	1	0	0
PMN	0	0	0	1	0	0
PTC	0	0	1	0	0	0
Novo	0	0	0	0	0	1
Patriota	0	0	0	0	0	2

¹Capitais e/ou cidades com mais de 200 mil eleitores

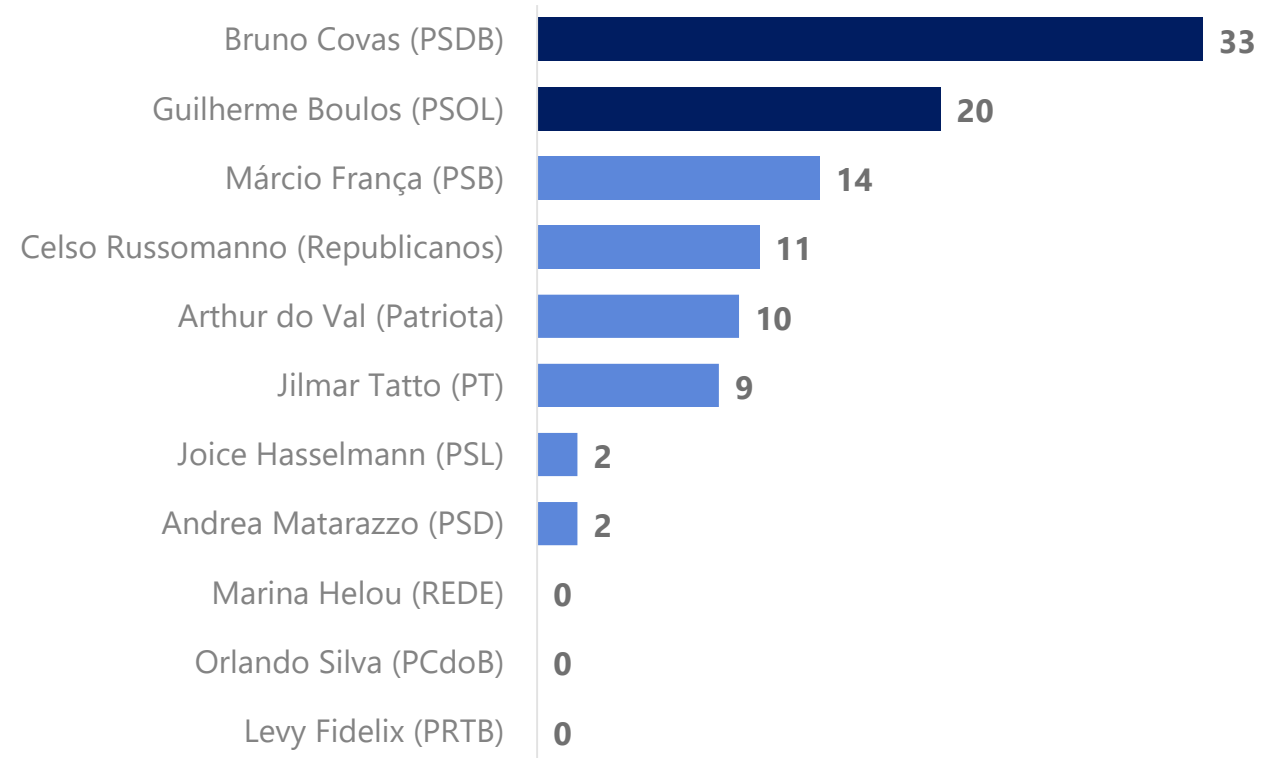
São Paulo (SP) – 6,1% do eleitorado do País



Segundo turno entre Bruno Covas (PSDB) e Guilherme Boulos (PSOL)

- O segundo turno das eleições para prefeito de São Paulo será disputado por Bruno Covas (PSDB) – atual prefeito – e Guilherme Boulos (PSOL).
- Covas obteve 33% dos votos válidos e Boulos 20%. A votação teve um alto índice de votos brancos/nulos (16%).
- O candidato apoiado pelo presidente Jair Bolsonaro, Celso Russomanno (Republicanos), que chegou a liderar as pesquisas de intenções de votos antes do início da campanha eleitoral, ficou em quarto lugar, com apenas 10,5% dos votos válidos.

Votos válidos para o 1o turno das eleições (%)



São Paulo (SP) – 6,1% do eleitorado do País

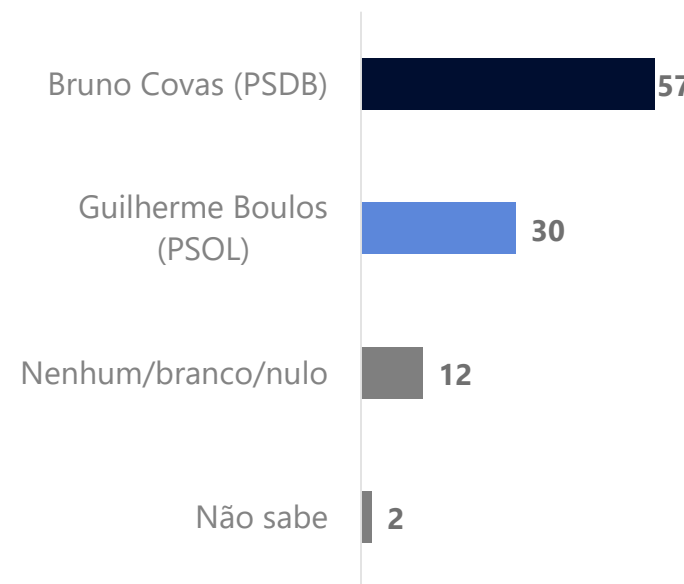


Intenções de votos no 2º turno

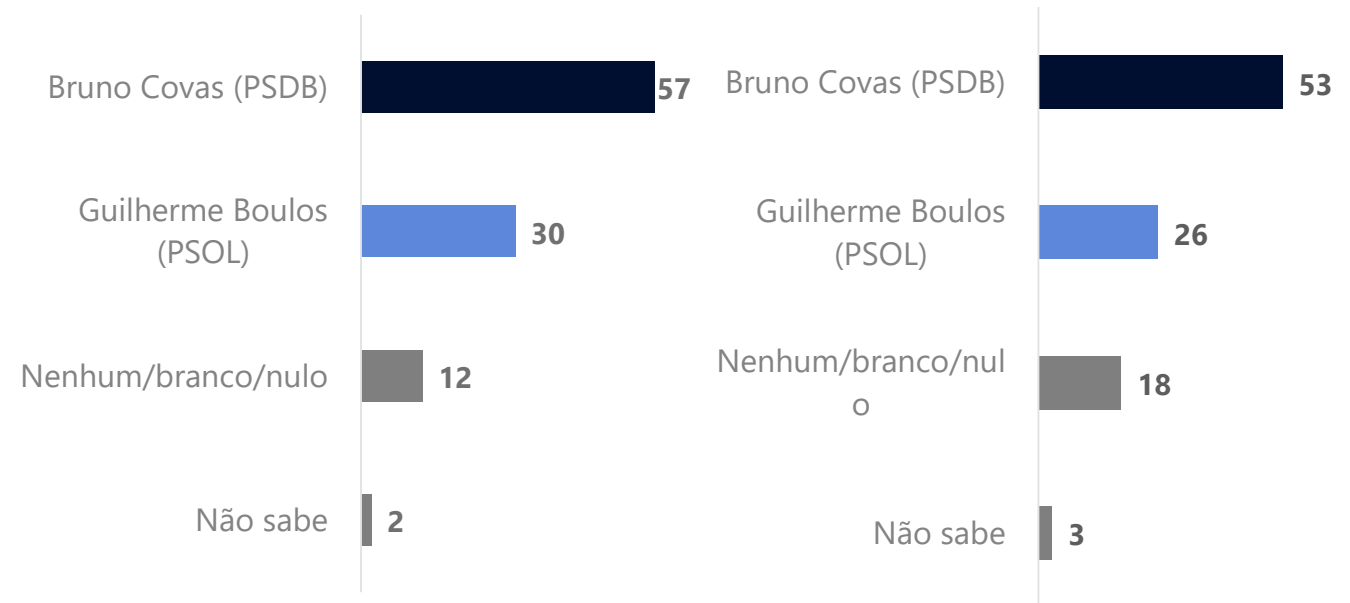
- Segundo a última pesquisa Datafolha (realizada nos dias 13 e 14 de novembro), Bruno Covas venceria Guilherme Boulos no 2º turno com uma margem expressiva (27pp: 57% a 30%). A última pesquisa Ibope (realizada entre 12 e 14 de novembro) também mostra Covas com vantagem de 27pp (53% a 26%).
- O atual prefeito, Bruno Covas, conta com um menor índice de rejeição. Segundo o Ibope, Covas tem 17% de rejeição enquanto que Boulos tem 25%. Em pesquisa feita pelo Datafolha esses números são de 24% e 23%, respectivamente.

Intenções de voto - 2º turno (%)

Pesquisa realizada pelo Datafolha entre os dias 13 e 14 de novembro



Pesquisa realizada pelo Ibope entre os dias 12 e 14 de novembro



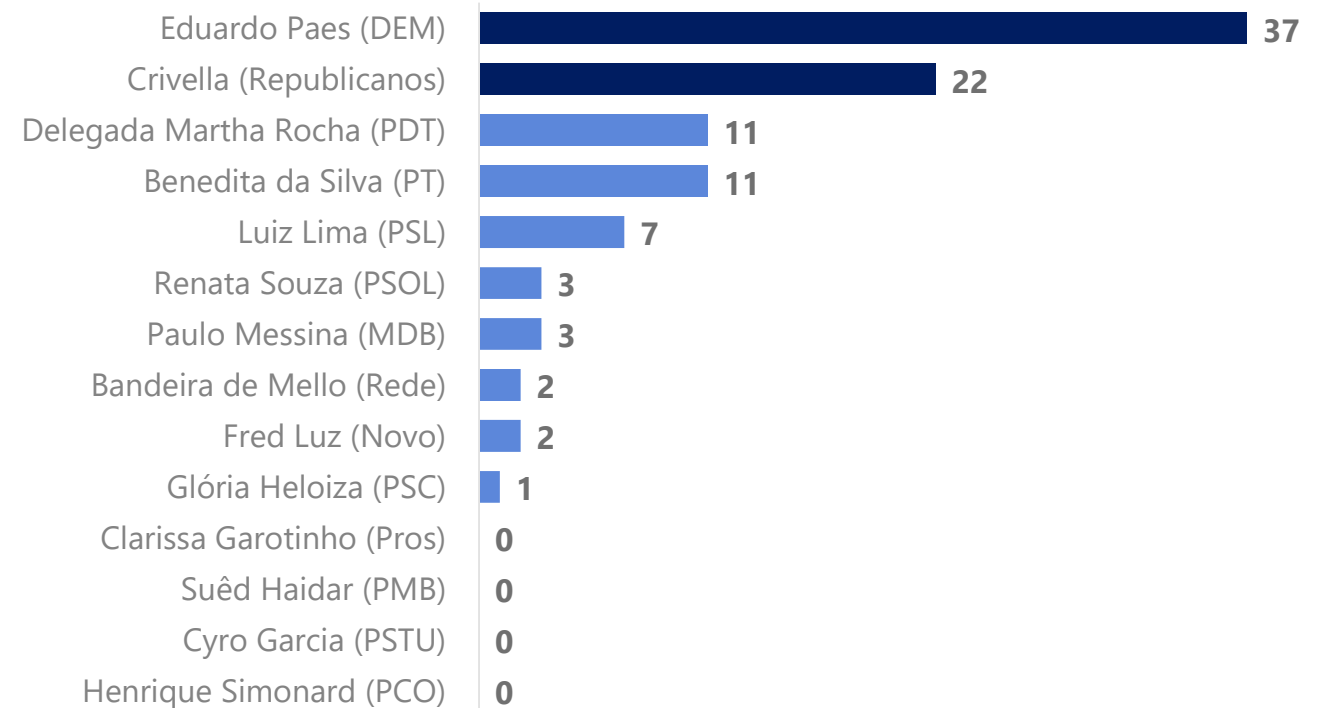
Rio de Janeiro (RJ) – 3,3% do eleitorado



Segundo turno entre Eduardo Paes (DEM) e Marcello Crivella (Republicanos)

- O segundo turno das eleições para prefeito do Rio de Janeiro será disputado por Eduardo Paes (DEM) e o atual prefeito, Marcelo Crivella (Republicanos).
- Paes obteve 37% dos votos válidos e Crivella 22%. A votação teve um alto índice de votos brancos e nulos (17%).

Votos válidos para o 1o turno das eleições (%)



Rio de Janeiro (RJ) – 3,3% do eleitorado

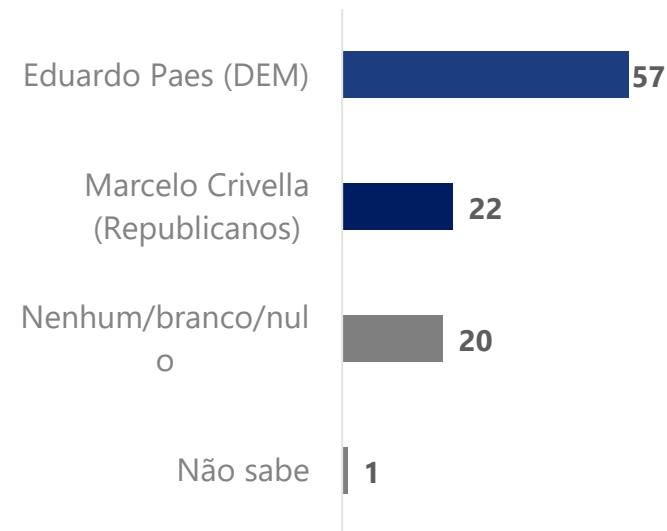


Intenções de votos no 2º turno

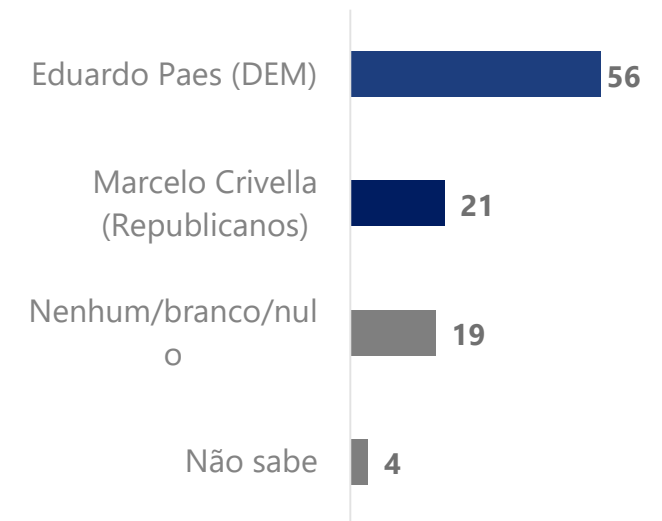
- Segundo pesquisa feita pelo Datafolha nos dias 13 e 14 de novembro, no segundo turno entre Eduardo Paes e Marcello Crivella, Paes venceria com uma margem significativa - de 35pp: 58% a 22%. De acordo com a pesquisa feita pelo Ibope entre 12 e 14 de novembro, Paes venceria com uma margem de 35pp: 56% a 21%.

Intenções de voto - 2º turno (%)

Pesquisa realizada pelo Datafolha entre os dias 13 e 14 de novembro



Pesquisa realizada pelo Ibope entre os dias 12 e 14 de novembro



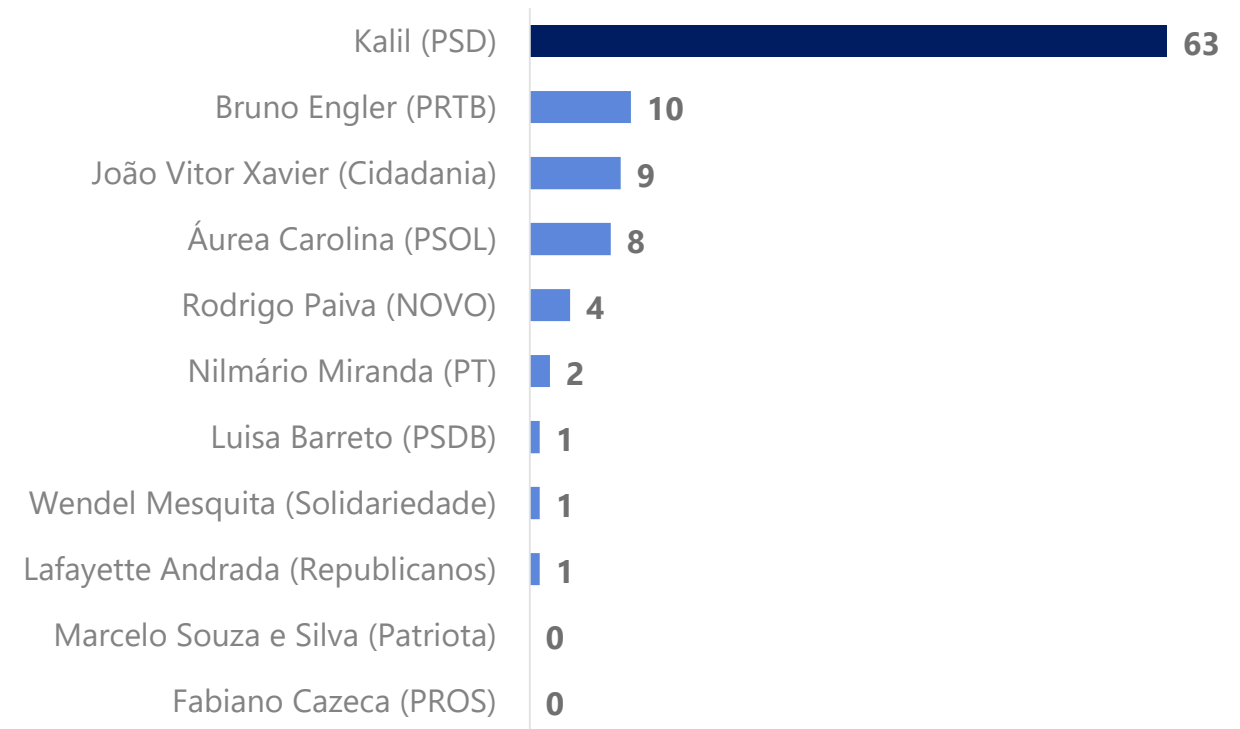
Belo Horizonte (MG) – 1,3% do eleitorado



Reeleição do atual prefeito Alexandre Kalil (PSD) no primeiro turno

- O atual prefeito de Belo Horizonte, Alexandre Kalil (PSD), foi reeleito para os próximos quatro anos.
- Kalil obteve 63% dos votos válidos contra 10% de Bruno Engler (PRTB). Votos brancos e nulos somaram 11%.

Votos válidos para o 1o turno das eleições (%)



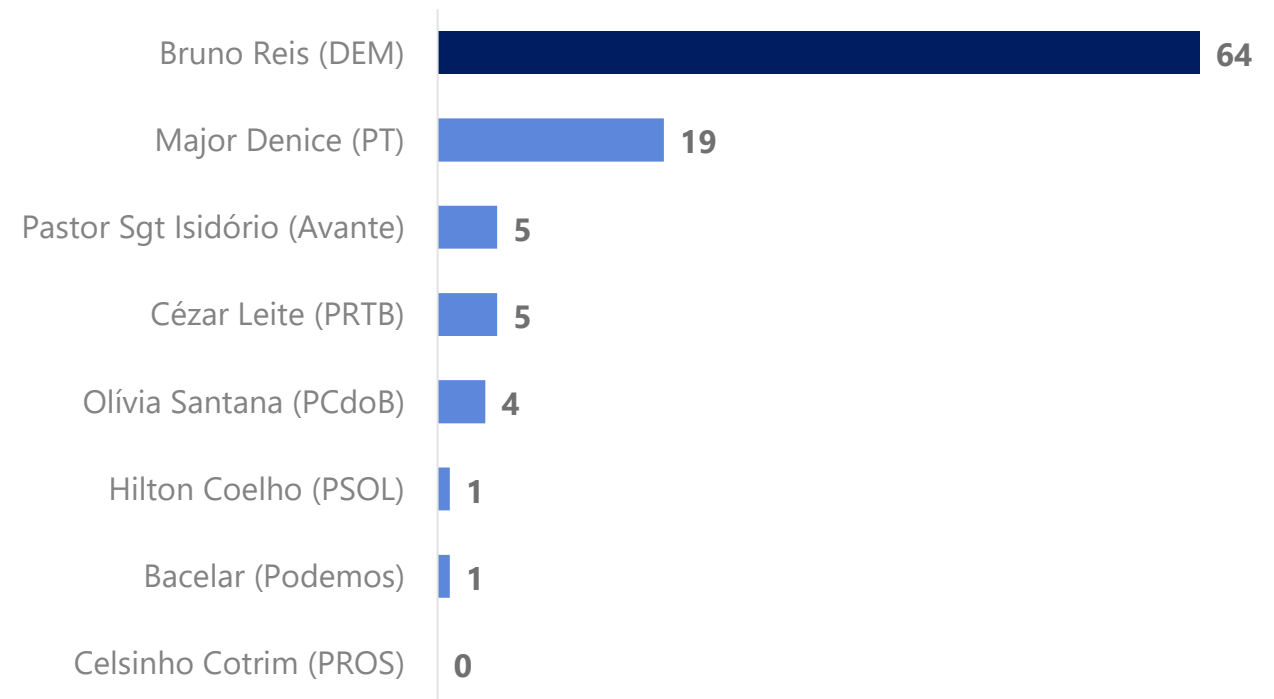
Salvador (BA) – 1,3% do eleitorado



Eleição do atual vice-prefeito no primeiro turno

- O atual vice-prefeito de Salvador, Bruno Reis (DEM), foi eleito para os próximos quatro anos com larga margem à frente do segundo colocado, Major Denice (PT). Bruno Reis obteve 64% dos votos válidos contra 19% da Major Denice (PT).

Votos válidos para o 1o turno das eleições (%)



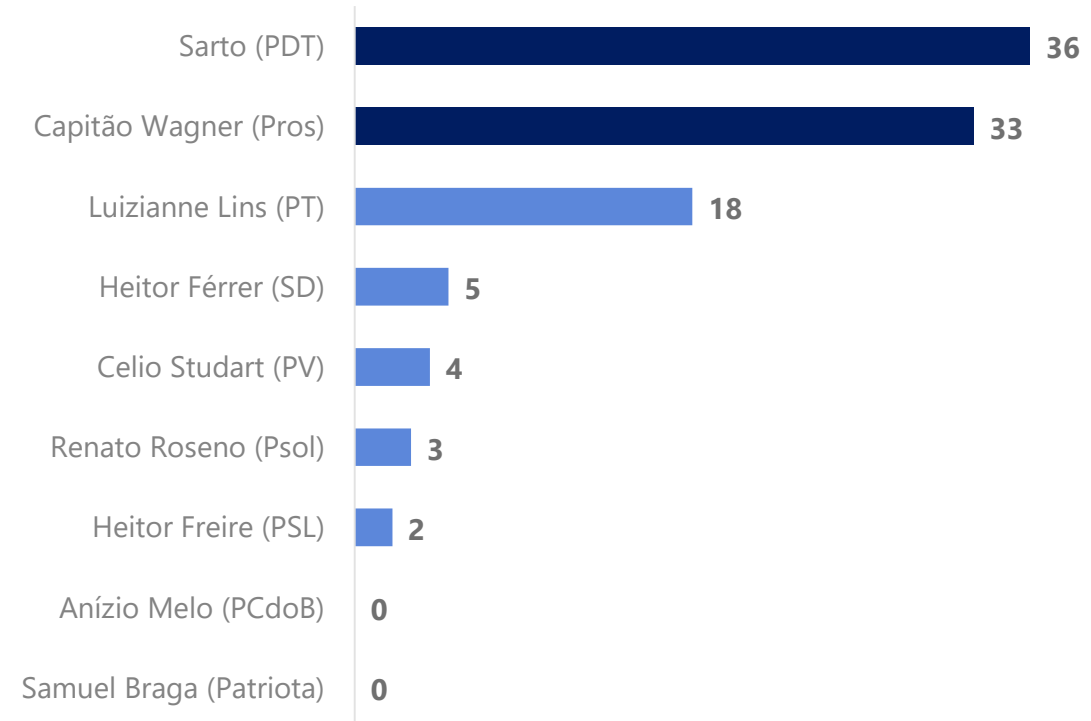
Fortaleza (CE) – 1,2% do eleitorado



Segundo turno entre Capitão Wagner (PROS) e Sarto (PDT)

- O segundo turno das eleições para prefeito de Fortaleza será disputado pelo Capitão Wagner (Pros), apoiado por Bolsonaro, e José Sarto (PDT), apoiado pelo atual prefeito, Roberto Cláudio (PDT).
- Sarto obteve 36% dos votos válidos contra 33% de Wagner. Os votos brancos e nulos somaram 10%.
- Segundo pesquisa feita pelo Datafolha nos dias 13 e 14 de novembro, no segundo turno Sarto teria 49% do votos e Capitão Wagner 41%. De acordo com a pesquisa feita pelo Ibope entre 12 e 14 de novembro, Sarto venceria com uma margem de 12pp: 48% a 36%.

Votos válidos para o 1o turno das eleições (%)



Demais capitais

Capital	Votos válidos	Resultado	% do eleitorado nacional
Aracaju	Edvaldo Nogueira (PDT): 45,57% Delegada Danielle (PPS): 21,31% Rodrigo Valadares (PTB): 10,89% Márcio Macêdo (PT): 9,55% B/N/I:13,44%	Definição em 1º turno	0,27
Belém	Edmilson Rodrigues (PSOL): 34,22% Delegado Eguchi (Patriota): 23,06% Priante (MDB):17,03% Thiago Araujo (Cidadania): 8,09% B/N/I:9,17%	Haverá 2º turno	0,68
Boa Vista	Arthur Henrique (MDB): 49,64% Ottaci (Solidariedade): 10,59% Linoberg (REDE): 9,99% Shéridan (PSDB): 8,90% B/N/I:4,5%	Haverá 2º turno	0,14

*B/N/I: Brancos/Nulos/Indecisos

Demais capitais

Capital	Votos válidos	2o turno?	% do eleitorado nacional
Campo Grande	Marquinhos Trad (PSD): 52,58% Harfouche (Avante): 11,58% Pedro Kemp (PT): 8,32% Vinicius Siqueira (PSL): 8,2% B/N/I:10,49%	Definição em 1º turno	0,41
Cuiabá	Abílio Júnior (PTN): 33,72% Emanuel Pinheiro (MDB): 30,64% Gisela Simona (Pros): 19,42% Roberto França (Patriotas): 9,49% B/N/I:8,83%	Haverá 2º turno	0,23
Curitiba	Rafael Greca (DEM): 59,74% Goura (PDT): 13,26% Fernando Francischini (PSL): 6,26% Dr. João Guilherme (Novo): 4,84% B/N/I:11,23%	Definição em 1º turno	0,90

*B/N/I: Brancos/Nulos/Indecisos

Demais capitais

Capital	Votos válidos	2o turno?	% do eleitorado nacional
Florianópolis	Gean Loureiro (DEM): 53,46% Professor Elson (PSOL): 18,13% Pedrão (PL): 14,21% Angela Amin (PP): 7,42% B/N/I:7,38%	Definição em 1º turno	0,23
Goiânia	Maguito Vilela (MDB): 36,03% Vanderlan Cardoso (PSD): 24,67% Adriana Accorsi (PT): 13,39% Gustavo Gayer (DC):7,62% B/N/I:10,69%	Haverá 2º turno	0,65
João Pessoa	Cícero Lucena (PP): 20,72% Nilvan Ferreira (MDB): 16,61% Ruy Carneiro (PSDB): 16,37% Virgolino (PATRIOTA): 13,92% B/N/I:11,26%	Haverá 2º turno	0,35

*B/N/I: Brancos/Nulos/Indecisos

Demais capitais

Capital	Votos válidos	2o turno?	% do eleitorado nacional
Macapá	A capital teve seu pleito adiado após restrições no fornecimento de energia no estado do Amapá. Segundo a última pesquisa realizada pelo Ibope entre 9 e 11 de novembro, os candidatos Josiel (DEM), Patrícia Ferraz (Podemos) e Dr. Furlan (Cidadania) são os candidatos com maior percentual de intenções de voto (26%, 18% e 17%, respectivamente).		
Maceió	Alfredo Mendonça (MDB): 29,09% JHC (PSB): 28,43% Davi Filho (Progressistas): 25,17% Cícero Almeida (DC): 6% B/N/I:14,03%	Haverá 2º turno	0,39
Manaus	Amazonino Mendes (PTN): 23,91% David Almeida (Avante): 22,36% Zé Ricardo (PT): 14,28% Ricardo Nicolau (PSD): 12,08% B/N/I:10,24%	Haverá 2º turno	0,89

*B/N/I: Brancos/Nulos/Indecisos

Demais capitais

Capital	Votos válidos	2o turno?	% do eleitorado nacional
Natal	Álvaro Dias (PSDB): 56,58% Senador Jean (PT): 14,38% Delegado Leocádio (PSL): 10,22% Kelps Lima (SD): 5,87% B/N/I:14,57%	Definição em 1º turno	0,37
Palmas	Cinthia Ribeiro (PSDB): 36,24% Professor Júnior (PROS): 14,52% Eli Borges (Solidariedade): 13% Tiago Andrino (PSB): 12,31% B/N/I:7,89%	Definição em 1º turno	0,05
Porto Alegre	Sebastião Melo (MDB): 31,01% Manuela D'Avila (PCdoB): 29,00% Nelson Marchezan (PSDB): 21,07% Juliana Brizola (PDT): 6,41% B/N/I:10,87%	Haverá 2º turno	1,16

*B/N/I: Brancos/Nulos/Indecisos

Demais capitais

Capital	Votos válidos	2o turno?	% do eleitorado nacional
Porto Velho	Hildon Chaves (PSDB): 34,01% Cristiane Lopes (PP): 14,32% Vinícius Miguel (PPS): 13,36% Dr. Breno Mendes (Avante): 11,5% B/N/I:8,89%	Haverá 2º turno	0,22
Recife	João Campos (PSB): 29,17% Marília Arraes (PT): 27,95% Mendonça Filho (DEM): 25,11 % Delegada Patrícia (PTN): 14,06% B/N/I:13,03%	Haverá 2º turno	0,78
Rio Branco	Tião Bocalom (PP): 49,58% Socorro Neri (PSB): 22,68% Minoru Kinpara (PSDB): 14,62% Roberto Duarte (MDB): 6,97% B/N/I:5,06%	Haverá 2º turno	0,17

*B/N/I: Brancos/Nulos/Indecisos

Demais capitais

Capital	Votos válidos	Resultado	% do eleitorado nacional
São Luís	Eduardo Braide (PTN) – 37,81% Duarte Júnior (REP) – 22,15% Neto Evangelista (DEM) – 16,24% Rubens Júnior (PCdoB): 10,58% B/N/I:7,49%	Haverá 2º turno	0,47
Teresina	Dr. Pessoa (MDB): 34,53% Kleber Montezuma (PSDB): 26,7% Gessy Fonseca (PSC): 12,14% Fábio Novo (PT): 11,5% B/N/I:6,99%	Haverá 2º turno	0,37
Vitória	Pazolini (Republicanos): 30,95% João Coser (PT): 21,82% Gandini (CID): 21,12% Capitão Assunção (PATRIOTA): 7,22% B/N/I:8,63%	Haverá 2º turno	0,17

*B/N/I: Brancos/Nulos/Indecisos



Analistas

Claudio Ferraz

Head – Brasil

claudio.ferraz@btgpactual.com

+55 21 3262 9758

Bruno Balassiano

bruno.balassiano@btgpactual.com

+ 55 21 3262 9637

André Batista

andre.batista@btgpactual.com

+55 21 3262 9843

Iana Ferrão

iana.ferrao@btgpactual.com

+55 11 3383 3453

Lilian Ferro

lilian.ferro@btgpactual.com

+55 11 3383 9061

Alejo Costa

Alejo.Costa@btgpactual.com

+54 11 3754 0945

Pablo Cruz

pablo.cruz@btgpactual.com

+562 2587 5903

Munir Jalil

Munir.Jalil@btgpactual.com

+57 1 927-65-29

Sofia Ordoñez

Sofia.Ordonez@btgpactual.com

+54 11 3754-0913

Required Disclosure and Analyst Certification

This material is valid only on this date, as future events may compromise your findings.

In addition, as already envisaged by the Comissão de Valores Mobiliários (CVM), public opinion polls regarding elections or candidates have the potential to influence the price of securities, as well as investors' decision to buy, sell or hold such securities. The use of information collected by the persons who have access to them prior to their widespread disclosure by the media may create an undue advantage in the trading of securities, placing other market participants in a position of imbalance or inequality.

Finally, FSB Pesquisa, BTG Pactual do not have any connection and / or preference with any candidate or political party, being sure that the present material is merely informative and presents the main aspects collected by FSB Research in public opinion research duly registered next to the Superior Electoral Court.

This report has been prepared by Banco BTG Pactual S.A. The figures contained in performance charts refer to the past; past performance is not a reliable indicator of future results. Additional information will be made available upon request.

Each research analyst primarily responsible for the content of this investment research report, in whole or in part, certifies that:

- (i) all of the views expressed accurately reflect his or her personal views about those securities or issuers, and such recommendations were elaborated independently, including in relation to Banco BTG Pactual S.A. and/or its affiliates, as the case may be;
- (ii) no part of his or her compensation was, is, or will be, directly or indirectly, related to any specific recommendations or views contained herein or linked to the price of any of the securities discussed herein.

Research analysts contributing to this report who are employed by a non-US Broker dealer are not registered/qualified as research analysts with FINRA and therefore are not subject to the restrictions contained in the FINRA rules on communications with a subject company, public appearances, and trading securities held by a research analyst account. Part of the analyst compensation comes from the profits of Banco BTG Pactual S.A. as a whole and/or its affiliates and, consequently, revenues arisen from transactions held by Banco BTG Pactual S.A. and/or its affiliates. Where applicable, the analyst responsible for this report and certified pursuant to Brazilian regulations will be identified in bold on the first page of this report and will be the first name on the signature list.

This report has been prepared by Banco BTG Pactual S.A. ("BTG Pactual S.A."), a Brazilian regulated bank. BTG Pactual S.A. is the responsible for the distribution of this report in Brazil. BTG Pactual US Capital LLC ("BTG Pactual US"), a broker-dealer registered with the U.S. Securities and Exchange Committee and a member of the Financial Industry Regulatory Authority and the Securities Investor Protection Corporation is distributing this report in the United States. BTG Pactual US is an affiliate of BTG Pactual S.A. BTG Pactual US assumes responsibility for this research for purposes of U.S. law. Any U.S. person receiving this report and wishing to effect any transaction in a security discussed in this report should do so with BTG Pactual US at 212-293-4600, 601 Lexington Ave. 57th Floor, New York, NY 10022. This report is being distributed in the United Kingdom and elsewhere in the European Economic Area ("EEA") by BTG Pactual Europe LLP ("BTG Pactual UK"), which is authorized and regulated by the Financial Conduct Authority of the United Kingdom. This report may also be distributed in the United Kingdom and elsewhere in the EEA by BTG Pactual S.A. and/or BTG Pactual US. BTG Pactual UK has not: (i) produced this report, (ii) substantially altered its contents, (iii) changed the direction of the recommendation, or (iv) disseminated this report prior to its issue by BTG Pactual US. BTG Pactual UK does not distribute summaries of research produced by BTG Pactual US. BTG Pactual Chile S.A. Corredores de Bolsa ("BTG Pactual Chile"), antigoly known as Celfin Capital S.A. Corredores de Bolsa, is a Chilean broker dealer registered with Comisión para el Mercado Financiero (CMF) in Chile and responsible for the distribution of this report in Chile , BTG Pactual Perú S.A. Sociedad Agente de Bolsa ("BTG Pactual Peru"), antigoly known as Celfin Capital S.A. Sociedad Agente e Bolsa, registered with Superintendencia de Mercado de Valores (SMV) de Peru is responsible for the distribution of this report in Peru. BTG Pactual Chile , BTG Pactual Peru acquisition by BTG Pactual S.A. was approved by the Brazilian Central Bank on November 14th, 2012.

BTG Pactual S.A. Comisionista de Bolsa ("BTG Pactual Colombia") antigoly known as Bolsa y Renta S.A. Comisionista de Bolsa, is a Colombian broker dealer register with the Superintendencia Financiera de Colombia and is responsible for the distribution of this report in Colombia. BTG Pactual Colombia acquisition by BTG Pactual S.A. was approved by Brazilian Central Bank on December 21st, 2012. BTG Pactual Argentina is a broker dealer (Agente de Liquidación y Compensación y Agente de Negociación Integral) organized and regulated by Argentinean law, registered with the Exchange Committee of Argentina (Comisión Nacional de Valores) under license Nro. 720 and responsible for the distribution of this report in Argentina. Additionally, the Brazilian Central Bank approved the indirect controlling participation of Banco BTG Pactual S.A. in BTG Pactual Argentina on September 1st, 2017. References herein to BTG Pactual include BTG Pactual S.A., BTG Pactual US Capital LLC, BTG Pactual Europe LLP, BTG Pactual Chile , BTG Pactual Peru , BTG Pactual Colombia , BTG Pactual Argentina as applicable. This report is for distribution only under such circumstances as may be permitted by applicable law. This report is not directed at you if BTG Pactual is prohibited or restricted by any legislation or regulation in any jurisdiction from making it available to you. You should satisfy yourself before reading it that BTG Pactual is permitted to provide research material concerning investments to you under relevant legislation and regulations. Nothing in this report constitutes a representation that any investment strategy or recommendation contained herein is suitable or appropriate to a recipient's individual circumstances or otherwise constitutes a personal recommendation. It is published solely for information purposes, it does not constitute an advertisement and is not to be construed as a solicitation, offer, invitation or inducement to buy or sell any securities or related financial instruments in any jurisdiction. Prices in this report are believed to be reliable as of the date on which this report was issued and are derived from one or more of the following: (i) sources as expressly specified alongside the relevant data; (ii) the quoted price on the main regulated market for the security in question; (iii) other public sources believed to be reliable; or (iv) BTG Pactual's proprietary data or data available to BTG Pactual. All other information herein is believed to be reliable as of the date on which this report was issued and has been obtained from public sources believed to be reliable. No representation or warranty, either express or implied, is provided in relation to the accuracy, completeness or reliability of the information contained herein, except with respect to information concerning Banco BTG Pactual S.A., its subsidiaries and affiliates, nor is it intended to be a complete statement or summary of the securities, markets or developments referred to in the report. In all cases, investors should conduct their own investigation and analysis of such information before taking or omitting to take any action in relation to securities or markets that are analyzed in this report. BTG Pactual does not undertake that investors will obtain profits, nor will it share with investors any investment profits nor accept any liability for any investment losses. Investments involve risks and investors should exercise prudence in making their investment decisions. BTG Pactual accepts no fiduciary duties to recipients of this report and in communicating this report is not acting in a fiduciary capacity.

The report should not be regarded by recipients as a substitute for the exercise of their own judgment. Opinions, estimates, and projections expressed herein constitute the current judgment of the analyst responsible for the substance of this report as of the date on which the report was issued and are therefore subject to change without notice and may differ or be contrary to opinions expressed by other business areas or groups of BTG Pactual as a result of using different assumptions and criteria. Because the personal views of analysts may differ from one another, Banco BTG Pactual S.A., its subsidiaries and affiliates may have issued or may issue reports that are inconsistent with, and/or reach different conclusions from, the information presented herein. Any such opinions, estimates, and projections must not be construed as a representation that the matters referred to therein will occur. Prices and availability of financial instruments are indicative only and subject to change without notice. Research will initiate, update and cease coverage solely at the discretion of BTG Pactual Investment Bank Research Management. The analysis contained herein is based on numerous assumptions. Different assumptions could result in materially different results. The analyst(s) responsible for the preparation of this report may interact with trading desk personnel, sales personnel and other constituencies for the purpose of gathering, synthesizing and interpreting market information. BTG Pactual is under no obligation to update or keep current the information contained herein, except when terminating coverage of the companies discussed in the report.

BTG Pactual relies on information barriers to control the flow of information contained in one or more areas within BTG Pactual, into other areas, units, groups or affiliates of BTG Pactual. The compensation of the analyst who prepared this report is determined by research management and senior management (not including investment banking). Analyst compensation is not based on investment banking revenues, however, compensation may relate to the revenues of BTG Pactual Investment Bank as a whole, of which investment banking, sales and trading are a part. The securities described herein may not be eligible for sale in all jurisdictions or to certain categories of investors. Options, derivative products and futures are not suitable for all investors, and trading in these instruments is considered risky. Mortgage and asset-backed securities may involve a high degree of risk and may be highly volatile in response to fluctuations in interest rates and other market conditions. Past performance is not necessarily indicative of future results. If a financial instrument is denominated in a currency other than an investor's currency, a change in rates of exchange may adversely affect the value or price of or the income derived from any security or related instrument mentioned in this report, and the reader of this report assumes any currency risk. This report does not take into account the investment objectives, financial situation or particular needs of any particular investor. Investors should obtain independent financial advice based on their own particular circumstances before making an investment decision on the basis of the information contained herein. For investment advice, trade execution or other enquiries, clients should contact their local sales representative. Neither BTG Pactual nor any of its affiliates, nor any of their respective directors, employees or agents, accepts any liability for any loss or damage arising out of the use of all or any part of this report. Notwithstanding any other statement in this report, BTG Pactual UK does not seek to exclude or restrict any duty or liability that it may have to a client under the "regulatory system" in the UK (as such term is defined in the rules of the Financial Conduct Authority). Any prices stated in this report are for information purposes only and do not represent valuations for individual securities or other instruments. There is no representation that any transaction can or could have been effected at those prices and any prices do not necessarily reflect BTG Pactual internal books and records or theoretical model-based valuations and may be based on certain assumptions. Different assumptions, by BTG Pactual S.A., BTG Pactual US, BTG Pactual UK, BTG Pactual Chile, BTG Pactual Peru, BTG Pactual Colombia, BTG Pactual Argentina or any other source, may yield substantially different results. This report may not be reproduced or redistributed to any other person, in whole or in part, for any purpose, without the prior written consent of BTG Pactual, BTG Pactual accepts no liability whatsoever for the actions of third parties in this respect. Additional information relating to the financial instruments discussed in this report is available upon request. BTG Pactual and its affiliates have in place arrangements to manage conflicts of interest that may arise between them and their respective clients and among their different clients. BTG Pactual and its affiliates are involved in a full range of financial and related services including banking, investment banking and the provision of investment services. As such, any of BTG Pactual or its affiliates may have a material interest or a conflict of interest in any services provided to clients by BTG Pactual or such affiliate. Business areas within BTG Pactual and among its affiliates operate independently of each other and restrict access by the particular individual(s) responsible for handling client affairs to certain areas of information where this is necessary in order to manage conflicts of interest or material interests. Any of BTG Pactual and its affiliates may: (a) have disclosed this report to companies that are analyzed herein and subsequently amended this report prior to publication; (b) give investment advice or provide other services to another person about or concerning any securities that are discussed in this report, which advice may not necessarily be consistent with or similar to the information in this report; (c) trade (or have traded) for its own account (or for or on behalf of clients), have either a long or short position in the securities that are discussed in this report (and may buy or sell such securities), with the securities that are discussed in this report; and/or (d) buy and sell units in a collective investment scheme where it is the trustee or operator (or an adviser) to the scheme, which units may reference securities that are discussed in this report. United Kingdom and EEA: Where this report is disseminated in the United Kingdom or elsewhere in the EEA by BTG Pactual UK, this report is issued by BTG Pactual UK only to, and is directed by BTG Pactual UK at, those who are the intended recipients of this report. This report has been classified as investment research and should not be considered a form of advertisement or financial promotion under the provisions of FSMA 2000 (Sect. 21(8)). Dubai: This research report does not constitute or form part of any offer to issue or sell, or any solicitation of any offer to subscribe for or purchase, any securities or investment products in the UAE (including the Dubai International Financial Centre) and accordingly should not be construed as such. Furthermore, this information is being made available on the basis that the recipient acknowledges and understands that the entities and securities to which it may relate have not been approved, licensed by or registered with the UAE Central Bank, Emirates Securities and Commodities Authority or the Dubai Financial Services Authority or any other relevant licensing authority or governmental agency in the UAE. The content of this report has not been approved by or filed with the UAE Central Bank or Dubai Financial Services Authority. United Arab Emirates Residents: This research report, and the information contained herein, does not constitute, and is not intended to constitute, a public offer of securities in the United Arab Emirates and accordingly should not be construed as such. The securities are only being offered to a limited number of sophisticated investors in the UAE who (a) are willing and able to conduct an independent investigation of the risks involved in an investment in such securities, and (b) upon their specific request. The securities have not been approved by or licensed or registered with the UAE Central Bank or any other relevant licensing authorities or governmental agencies in the UAE. This research report is for the use of the named addressee only and should not be given or shown to any other person (other than employees, agents or consultants in connection with the addressee's consideration thereof). No transaction will be concluded in the UAE and any enquiries regarding the securities should be made with BTG Pactual CTVM S.A. at +55 11 3383-2638, Avenida Brigadeiro Faria Lima, 3477, 14th floor, São Paulo, SP, Brazil, 04538-133.

